


'Expedition Promised Land'

am on the Train to Heaven



**WILDERNESS TRAIL CHALLENGE TEACHER'S
HANDBOOK**

'Expedition Promised Land'

am on the Train to Heaven



*CHILDREN MINISTRIES CAMP MEETING Materials Produced by the C M Department
Greater Rift Valley Conference (GRVC)
West Kenya Union Conference of Seventh Day Adventists*

Contributors:

*Pr. Roselyn Ayayo
Pr. Abigail Gichaba*

*Children Ministries Director, WKUC
Children Ministries Director, GRVC*

'Experience the Power of God'

GENERAL OVERVIEW

First of all thank you for choosing to be part of the Expedition Promised Land! We are on the train to heaven. I pray that the activities found in this handbook help you and the children grow closer to the Lord Jesus Christ. It's never too early or too late to begin sharing God's love with a child. In CHILDREN MINISTRIES CAMP MEETING we urge churches to begin teaching the Bible in early childhood using age-appropriate methods. Churches should strive to advance children's knowledge and understanding of God's Word as maturity, life experiences, and educational levels allow. Together we can reach the ultimate goal to lead children to receive Christ as their Savior and become mature Christians.

This week we will be learning about Expedition Promised Land. You are expected to use the various games and activities suggested in this handbook to enhance the children's experience in learning about Expedition Promised land while also having fun. Children of all ages love fun-filled games and there is danger of enjoying the games without experiencing the biblical lessons anticipated in this handbook. Do always keep the big idea at the back of your mind and endeavor to infuse the lessons with the activities throughout your interactions with the children. The foundational Scripture is the Israelite's expedition to Canaan, the promised land under the leadership of Joshua found in Joshua chapters 1,2,6,7,8 and 11. You will be training the children to experience the power of God. They will be referred to as travelers in God's caravan to the Promised Land. The administrator/ coordinator of the CHILDREN MINISTRIES CAMP MEETING in your church will be referred to as the master guide while you as the teacher will be referred to as caravan leader. The volunteers you will be working with in this station will be referred to as expedition corps. You may want to decorate your station as a caravan trail. This is your chance to get creative and have fun!

This is one of the four rotational stations which kick off after the large group time. You are expected to take a maximum of 40 minutes with each group that visits this station. The groups will be different in terms of age and you should be sensitive to these differences. The Administrator will share with you the actual schedule of the camp.

It is very important that the materials used as far as possible be familiar, affordable and within the environment of the children. You should ensure that you have all the materials you need beforehand and that the activity area is cleared of all debris, any harmful material or properties like cars that may be damaged by the activities.

In this handbook you will find a manual directing activities for each day tied with that day's big idea. It explains the activities in which the children will be participating in great detail. It also gives suggestions on what to say at each section to relieve you of as much stress as possible.

Your main job is to befriend the kids and help them experience the various biblical themes while also having fun. Always guide the children to the lesson and try to control and avoid competitiveness as much as possible. You may need a bell or a tick-tack drum to help you manage time and transitions. Take time to familiarize yourself with all the material before meeting with your volunteers.

DECORATION

The physical activity area may not require much decoration especially if the setting is in an outdoor area. However, do whatever you can to make the place look as much as possible as a caravan trail. You should strive to keep the place tidy and observe safety at all times since children tend to be hyper-active when outdoors and may need to be controlled by having a set of rules.

DAILY LESSON PLAN GUIDE

5 minutes	Introduction and welcome. The day's memory verse re-emphasized
5 minutes	Re-cap of the main theme for the day and lessons learnt
25 minutes	Children go through the Wilderness Trail activities and the learning.
5 minutes	Farewell and clearance of the activity area.

DAILY BREAKDOWN

DAY ONE: GOD IS OUR STRENGTH

TEACHER PREPARATION

Before joining today's wilderness challenge, spend some time in individual prayer specifically focusing on the day at hand, the lesson and your children. Come before Jesus as an empty vessel. Read and meditate on Joshua 1: 1-18 and Philippians 4: 13. Think about how the Lord can be your strength and the various challenges your children may be experiencing. Go over what you will say with the children and how you will guide them through each activity. Be sure you understand the big idea so you can pass it on to your group. Gather all necessary materials for today's activities and understand day one's activities specified in this handbook. Meet and pray with other caravan leaders (teachers) and expedition corps (volunteers) before getting started. Have fun!

BIG IDEA

God is our strength: God appoints Joshua as the leader after the death of Moses and instructs him to be strong and courageous as He would be with him as long as he remained faithful. The children should not fear to undertake any challenge because the Lord is with them wherever they go or whatever they do so long as they remain faithful.

MEMORY VERSE

"I can do all things through Christ who strengthens me." (Philippians 4:13)

REQUIREMENTS

- A drum or a bell
- Markers/Ropes/etc, for marking a starting line.
- Small baskets
- Some goodies.

PREPARATION

Option 1: Stretch and Pick the goodies

- Before the caravan arrives, use a rope or any other material to mark a straight line at one end of the field/activity area
- Prepare a few baskets (between 3-5) loaded with some goodies depending on the size of the caravan.
- Have a bell or a drum ready to help in managing time and transitions

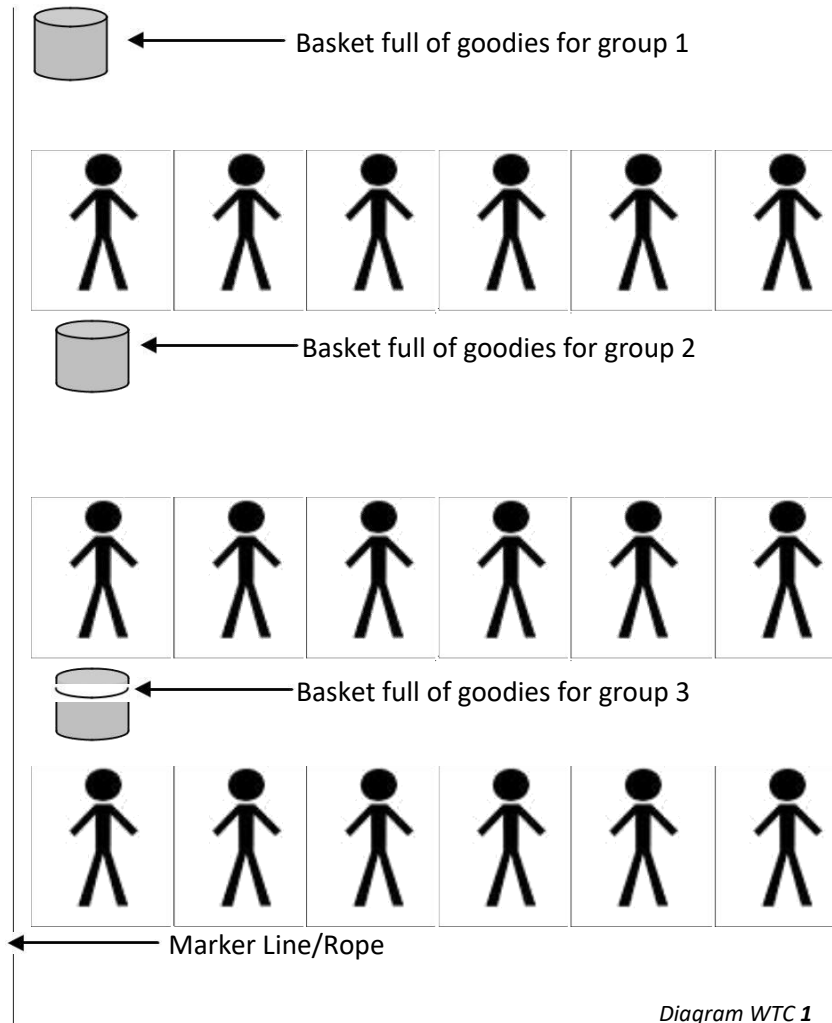
ACTIVITIES

Option 1: Stretch and Pick the goodies

Say: Today we are learning that we should not fear to undertake any challenge because the Lord is with us wherever we go or whatever we do so long we remain faithful. I would like to give each of you a challenge. Are you ready? (*Expect excitement*)

- Divide the caravan into groups of 5 to 7 people and have each group form a line by holding hands.
- Let the groups form parallel lines to each other with the first person in each group touching the marker line at the end of the field.
- Ask each team to stretch out as far as it can go while still holding hands without the first person's right foot leaving the marker line.
- Throughout this activity, the first person in each line has to keep his or her foot touching the marker line.
- Place the baskets full of goodies about three to six feet in front of the first person of each group.
- Ask each group to talk with each other, decide how to reach their basket of goodies, and then pass the treats back to the end of the line without breaking hands. The first person in each group has to keep his or her foot touching the marker line throughout this exercise.

Stretch and Pick the goodies



After the exercise, invite feedback on how they managed the tasks and the challenges they experienced. Appreciate each group for their team work and effort.

Say: Life is full of challenges (give examples as may be appropriate to your group) and sometimes we feel discouraged. We need our families, friends and brothers in church to help and encourage us at such times. When we work together, we can overcome many challenges. However, you should never forget that God is our strength and we can do all things through Christ who gives us strength. He is able to break all the difficult things in our lives.

Invite Response: How many would like to have Jesus help them with all their challenges? (Accept responses)

Offer Final prayer: Ask God to help the children realized that God can help them through all the challenges they may have. If you know of any specific challenge a child has, you may want to pray privately with the child briefly thereafter.

Option 2: Dare to Pass Through!

Say: Today we are learning that we should not fear to undertake any challenge because the Lord is with us wherever we go or whatever we do so long we remain faithful. I would like to give each of you a challenge. Are you ready? (*Expect excitement*)

- Assemble all the children at the playground.
- Divide the children into two teams. Team A and Team B.
- Team A to select one of them as a leader while Team B will not have any designated leader.
- Team B to use a rope or any other material to mark the boundaries as shown in *diagram WTC 2* below where the game will be played. This area should be divided into three parts in the ratio 1:4:1. (Ensure the middle section is larger than the rest of the outer ends as shown in the diagram.
- Place the leader of group A at the far end while the remaining members occupy the first part. The group B children to fill in between at the larger section.
- Now the children of team A should wait for their leader to call or give a signal to them, upon which they should rush through the middle section to where their leader is.
- Group B members should, however, try to capture group A members. Any member who has been touched on the left shoulder (or any other designated part) would be considered captured.
- Obstacles can be used as safe havens which if the child touches/enters cannot be taken by the opponent team as a captive.
- Some of the children will be caught. (Once caught, they now become members of team B and assist to capture the other members of team A.)
- Give the children some time to try until only a handful remains in team A.
- Declare them the winners and gather the children for the lesson of the day from the activity. If time allows you can reverse the roles so that Team B is the one to be captured.

Say: Life is full of challenges (give examples as may be appropriate to your group). Sometimes it may feel like we are dogging through one danger after the other. One challenge after another! However, we should never be discouraged. We should always remember that God is our strength and we can do all things through Christ who gives us strength. He is able to fight for us and overcome all the challenges of our lives.

Invite Response: How many would like to have Jesus help them with all their challenges?
(Accept responses)

Offer Final prayer: Ask God to help the children realize that God can help them through all the challenges they may have. If you know of any specific challenge a child has, you may want to pray privately with the child briefly thereafter.

Dare to Pass Through!

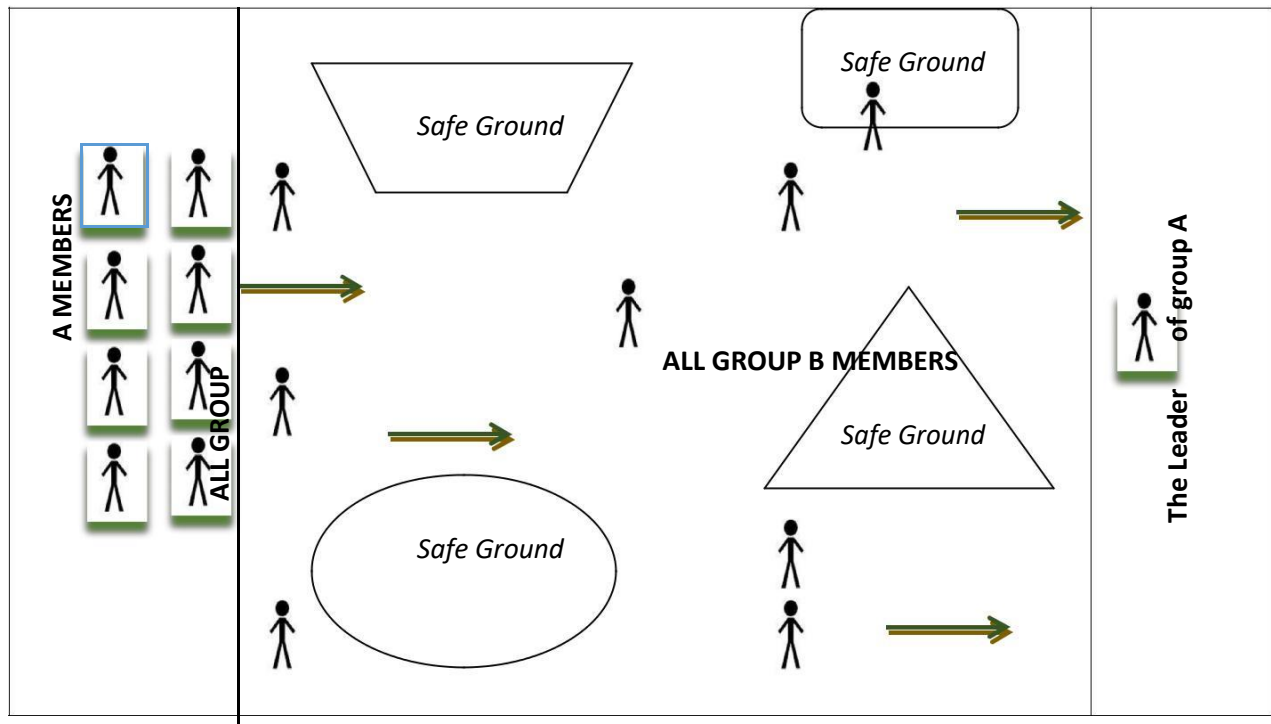


Diagram WTC 2

DAY TWO: WE CAN TRUST IN GOD

TEACHER PREPARATION

Before joining today's caravan, spend some time in individual prayer specifically focusing on the day at hand, the lesson and your children. Come before Jesus as an empty vessel. Read and meditate on Joshua 2: 1-24 and Hebrews 11: 1. Think about the areas of your life where you have exercised faith and how it benefited you spiritually. Go over what you will say with the children and how you will guide them through each activity. Be sure you understand the big idea so you can pass it on to your group. Gather all necessary materials for today's activities and understand day two's activities specified in this handbook. Meet and pray with other caravan leaders (teachers) and expedition corps (volunteers) before getting started. Have fun!

BIG IDEA

We can trust in God: Joshua sends two spies to a fortified Jericho city. The spies trust on the power of God to deliver them and the city to them in spite of the mighty walls. God validates their faith when they chat with Rahab. The children should learn to trust in God in every situation.

MEMORY VERSE

"Now faith is confidence in what we hope for and assurance about what we do not see."
(Hebrew 11:1)

REQUIREMENTS

Option 1: Keep the ball afloat

- A number of bouncing balls of two distinct colors (Be careful to choose light balls that would not hurt the children's hands); and a third one which closely resembles both or one of the two.
- Simple gifts (e.g. bookmarks, crayons, - be creative within your budget and setting.)
- At least two volunteers to act as referees.

Option 2: The Blind follow instructions

- Blind folds. (Soft opaque piece of cloth)
- Obstacles that would not hurt the children. (Carton boxes, backpack bags, plastic chairs....)

PREPARATION

- Have the balls inflated and tested for the right weight for the age of the children.

Option 1: Keep the ball afloat.

Say: Today we are learning that we can trust in God in every situation. God gives us instructions all the time through His word the Bible. We should trust that when we obey Him, it is for our good. I would like to give you some instructions now. I will reward all those who carefully keep these instructions. Are you ready? (*Expect excitement*). Make sure the children do not know what the gifts are before the game ends.

OK. Listen carefully. Instruction No. 1: *Only touch the ball that belongs to you*; Instruction No. 2: *Do not let your ball fall to the ground*; And Finally, *The referees' decision is final*.

- Divide the children into two distinct groups e.g. girls and boys.
- Have two distinct balls (in color) one for each group.
- Have the two groups mingled up together but in a large enough space to allow movement.
- Throw the two balls into the group, and let each group try to keep its ball afloat while avoiding contact with the opposite group's ball.
- The referees watch the game closely and anyone who makes contact with the opponent's ball is disqualified and called off the pitch.
- Whenever one group's ball fall to the ground, the one who made it fall is also disqualified and is called off the pitch.
- Wait until one group is completely depleted and call off the game.
- To make it more challenging, you may occasionally throw in the third ball to cause more confusion.
- Award the winning group with simple gifts. (You may also want to award those who obediently harkened to the referee's decision without complaining.)

Say: I gave you very specific instructions: No. 1: *Only touch the ball that belongs to you*; No. 2: *Do not let your ball fall to the ground*; and No. 3, *the referees' decision is final*. Many of you failed to keep these instructions. What was the problem? (*Receive Responses and encourage the children as appropriate*) Only a few of you kept the instructions. What do you think enabled you to stick to the rules? (*Accept answers.*) May be you trusted me enough to know that I would keep my promise of the gifts. Today, we are learning that we can trust in God in all situations. Even when we are distracted like when I threw in the wrong ball you did well just to stick to the rules. You see, when we keep God's laws, it is always for our good.

Remember to appreciate everybody for participating, and remind them that God still loves us even when we disobey Him, but it makes Him very sad.

Invite Response: How many would like to trust in Jesus at all times whatever the situation? (Accept responses)

Offer Final prayer: Ask God to help the children trust in Him at all times in all situations.

Option 2: The Blind follow instructions!

Say: Today we are learning that we can trust in God in every situation. God gives us instructions all the time through His word the Bible. We should trust that when we obey Him, it is for our good. We are going to play a game where trust is very important. Are you ready? (*Expect excitement*).

Divide the children into two groups: A and B. Let group A choose one among them to be blind folded.

- Have the two groups stand far apart from each other.
- Have the blind-folded person stand a distance from the rest of the crowd and have members of group B place several obstacles on his/her path to an agreed target.
- Rotate the blind-folded child several times so that he/she is disoriented in terms of direction.
- Instruct the blind child to walk to an agreed target only by listening to the instructions of his/her team members.
- The instructions should be given only in terms of directions: i.e. turn right, turn left, move forward, and move backward.
- The other team (Team B), however, should try as much as possible to distract by giving conflicting instructions and cues.
- The blind-folded child will only reach the target by listening carefully to his/her team members.
- Reverse the roles and play the game again with a group B child being blind-folded.

Say: Was it easy getting the target? How did you make it? (*Receive Responses and encourage the children as appropriate*) You could make it to the target only when you listened and obeyed your group members. Listening to the opponents was most unhelpful. Today, we are learning that we can trust in God in all situations, even when we are distracted like when the other

group shouted wrong instructions at you. You did well to ignore them and listen only to your members. You see, when we keep God's laws, it is always for our good.

Remember to appreciate everybody for participation, and remind them that God still loves us even when we disobey Him, but it makes Him very sad.

Invite Response: How many would like to trust in Jesus at all times whatever the situation (accept responses)

Offer Final prayer: Ask God to help the children trust in Him at all times in all situations.

DAY THREE: OBEDIENCE ENABLES GOD TO ACT FOR US

TEACHER PREPARATION

Before joining today's caravan, spend some time in individual prayer specifically focusing on the day at hand, the lesson and your children. Come before Jesus as an empty vessel. Read and meditate on Joshua 6: 1-27 and Hebrew 11: 30. Think about your experiences on obedience. Meditate on experiences when God acted on your behalf in some way because you obeyed Him even though it did not make sense. Go over what you will say with the children and how you will guide them through each activity. Be sure you understand the big idea so you can pass it on to your group. Gather all necessary materials for today's activities and understand day three's activities specified in this handbook. Meet and pray with other caravan leaders (teachers) and expedition corps (volunteers) before getting started. Have fun!

BIG IDEA

Obedience enables God to act for us: Joshua as instructed by God commands soldiers and the priests to March around Jericho with trumpets and the Ark of the Covenant for seven days so as to bring down the walls of Jericho. The soldiers and the priest obeyed even though it did not make much sense, and the Lord indeed brought down the walls of Jericho. The children should learn to obey God's word all the time.

MEMORY VERSE

By faith the walls of Jericho fell, after the army had marched around them for seven days (Hebrews 11:30)

REQUIREMENTS

Option 1

- Three to four sets of color plates of different colors.
- Large baskets or pales or container
- Bell or whistle for managing transitions

Option 2

- Three to four ropes.

PREPARATION:

- Group the plates into groups according to colors
- Place two to three baskets around the field well labeled with the color names corresponding to the colors of the plates.

ACTIVITIES

Option 1: Wilderness Saucers

Say: Today we are learning how the wall of Jericho fell when the children of Israel obeyed God's word and marched around the city seven times. I can imagine how the inhabitants of Jericho scampered around in fear when the wall fell and how the children of Israel gathered the valuable things they needed to devote to the Lord. We are going to play a game of throwing the saucers around to illustrate the organization of the Israelites and the confusion of the inhabitants of Jericho.

- Divide the children into three teams and assign each group a color. E.g. red, blue and yellow.
- Divide the plates among team members (e.g. each team green member should each have a few green plates.)
- Have clearly marked baskets placed around the field. (E.g. Basket G. for green plates, R for yellow plates, etc.)
- Have all the children mingled but spread throughout the field.
- Once the game starts, there should be no movement of persons.
- The idea is to gather all the plates together into the baskets according to their colors. One cannot throw the plates she/he has directly to the basket. You can only throw into the basket what somebody else has thrown to you.
- Ring a bell or whistle to start off the game. The children then work together to get all the plates in the baskets, but they can't walk. They must remain standing in their places and toss the plates to each other and into the corresponding baskets. They can toss the plates to others who are closer to their basket. Emphasize that everyone is working together on this.

Say: How was the organization? (*Accept answers*) Were there any confusion? (*Accept answers*). How do you imagine the city of Jericho was on the day of the raid? Was there confusion or organization? (*Accept answers*) When we obey God's word, he removes all the confusion and gives us victory.

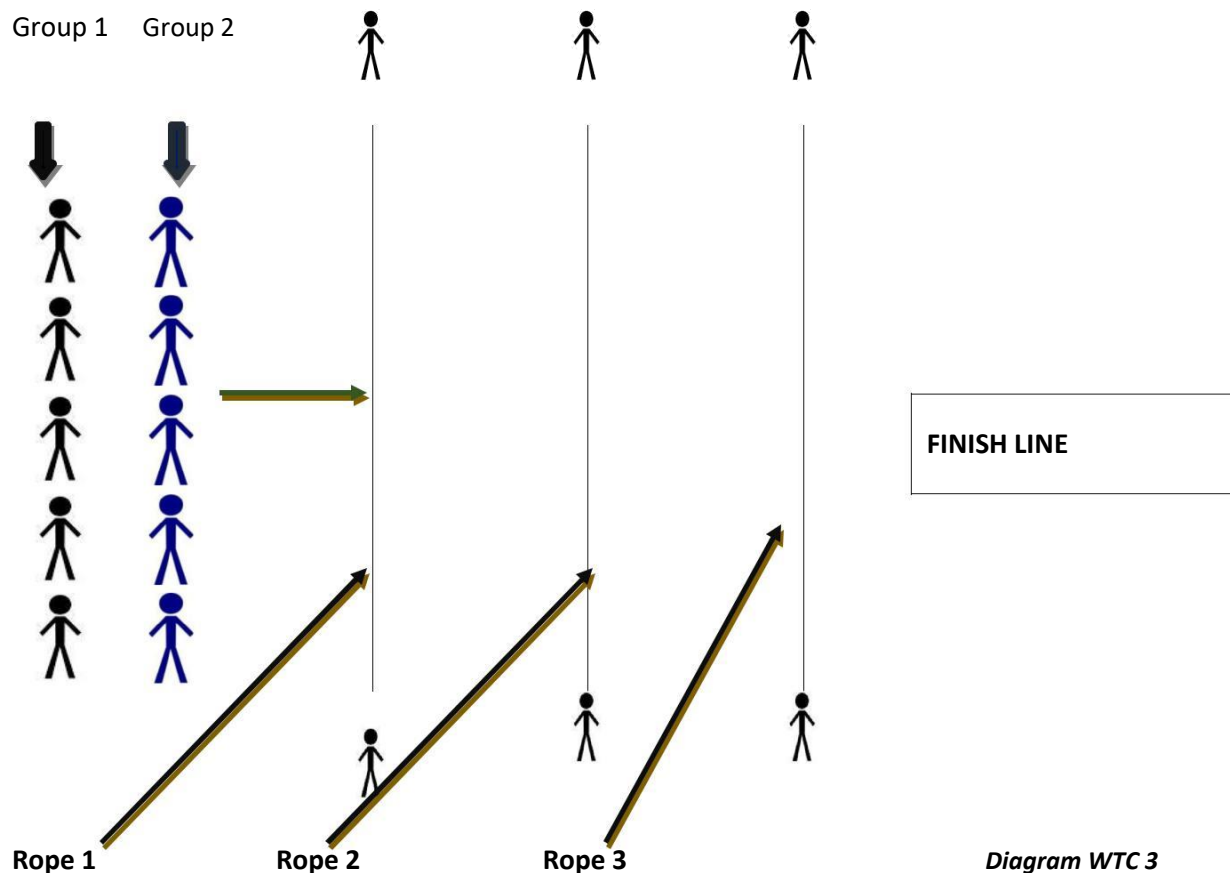
Invite Response: How many would like to have Jesus help them make the right choices with their lives? (Accept responses). How many would live to have Jesus help us to remove any confusion that may be there in our lives?

Offer Final prayer: Ask God to help the children to always make the right choices in their lives.

Option 2: Conquering the walls

Say: Today we are learning how the wall of Jericho fell when the children of Israel obeyed God's word and marched around the city seven times. Joshua as instructed by God commanded soldiers and the priests to march around Jericho with trumpets and the Ark of the covenant for seven days so as to bring down the walls of Jericho. We are going to play a game to illustrate how difficult it is must have been to scale over the walls of Jericho. Even though the walls were so high, The Lord brought down for the children of Israel because they obeyed His instructions.

- Assemble all the children and ask for 4 – 6 volunteers to help stretch out 2-3 ropes in parallel to each other as shown in diagram WTC 3 below.
- Let them raise the ropes so that the first one is low enough for most people to jump over while the last one is such that in your estimation as a teacher 50% of the children will not jump over it.
- Group the children randomly. (Ensure children in each group vary in age and height)
- Now ask each of the group members to hold hands and try and make it across the two or three rope by jumping as a group. (Emphasize group work, NO CHILD SHOULD BE LEFT BEHIND)
- When a group fails to jump any of the ropes, they should go back and start again.
- Give the children a few minutes to allow several attempts.
- Congratulate them for their effort and then gather them together for debriefing.



Say: How was the challenge? (*Accept answers*) Was it easy? (*Accept answers*). How high do you think the wall of Jericho was? (*Accept answers*) Would the children of Israel had made it to scale over the walls without the help of God? (*Accept Answers*) When we obey God's word, He acts to help us overcome all the obstacles of our lives.

Invite Response: How many would like to have Jesus help them make the right choices with their lives? (*Accept responses*). How many would live to have Jesus help us to remove any confusion that may be there in our lives?

Offer Final prayer: Ask God to help the children to always make the right choices in their lives.

DAY FOUR: GOD HATES SIN

TEACHER PREPARATION

Before joining today's caravan, spend some time in individual prayer specifically focusing on the day at hand, the lesson and your children. Come before Jesus as an empty vessel. Read and meditate on Joshua chapters 7 and 8 and also Romans 1: 18. Think of ways you have experienced God's displeasure of sin in your own life and in the life of others close to you. Go over what you will say with the children and how you will guide them through each activity. Be sure you understand the big idea so you can pass it on to your group. Gather all necessary materials for today's activities and understand day four's activities specified in this handbook. Meet and pray with other caravan leaders (teachers) and expedition corps (volunteers) before getting started. Have fun!

BIG IDEA

God hates sin: Achan openly disobeys God's instruction to completely destroy the city of Jericho and everything therein. God clears the sin of Achan by ordering his death and of his whole family. The children should learn that if we continually rebel against God, He will eventually destroy the world with us.

MEMORY VERSE

"God's anger is shown from heaven against all the evil and wrong things people do. By their own evil lives they hide the truth." Romans 1:18 (NCV)

REQUIREMENTS

- Handkerchief or piece of cloth.

PREPARATION

- Ensure you have the handkerchief or piece of cloth ready.

ACTIVITIES: WROTE A LETTER TO MY MOTHER

Say: Today we are learning that God really hates sin. Do you know what sin is? (*Accept answers*) Sin is disobedience to God's word. Do you know of some people in the bible who openly disobeyed God's word? (*Accept answers.*) What happened to them? (*Accept answers*). Today we learn about Achan who openly disobeyed God and ended up losing his life. You know when we openly rebel against God; it is like losing something extremely valuable to us. Something

without which, life is not fun anymore. I want us to play a fun game that reminds us that we should never lose ourselves to sin or anything that distracts us from the word of God.

Let the children hold hands and form a wide circle, sit down around the circle then teach them the “*I wrote a letter to my father*” Nursery rhyme:

*I wrote a letter to my father on the way I dropped it;
Someone came and picked it up and put it in his pocket;
It wasn't you? It wasn't you?
BUT ...IT... WAS.... YOU.....*

Note: *The tune and lyrics for this song can easily be gotten from the internet. The music track is included in the CD for this CHILDREN MINISTRIES CAMP MEETING kit*

Nominate one kid to start off the game (Use some method for nomination, say quiz, test, etc.)

The nominated kid runs around with a handkerchief which he/she would quietly drop behind someone. That someone is then supposed to pick the handkerchief and race towards the one who dropped and catch him before the former gets a chance to take the place of the latter.

Let the game continue for a while until a good number of children have participated. If one child is unable to get back to the circle after too many tries, you may want to intervene and nominate another person.

Say: Was it easy to get back to the line once you were accused of picking the letter? (*Accept Answers*) God really loves us and gives us many good instructions to help us live our lives happily. However, sometimes we lose it by being disobedient to Him and our parents and teachers. When we do that, life becomes very unpleasant and it is not easy to get things back to normal.

Lead them to recite the memory verse: Remember our memory verse? Let's say it together: “God's anger is shown from heaven against all the evil and wrong things people do. By their own evil lives they hide the truth.” Romans 1:18 (NCV)

Invite Response: How many would like to have Jesus help them to obey God's laws so that we may not lose it to sin?

Offer Final prayer: Ask God to help the children realized that God really loves them but also really hates sin and that, if they persist in disobedience, they would have to suffer.

DAY FIVE: GOD ALONE CAN DELIVER US!

TEACHER PREPARATION

Before joining today's caravan, spend some time in individual prayer specifically focusing on the day at hand, the lesson and your children. Come before Jesus as an empty vessel. Read and meditate on Joshua chapters 11: 4-23, Isaiah 41:10 and Psalm 124:2,3. Meditate on the many instances and ways God has come through for you. Go over what you will say with the children and how you will guide them through each activity. Be sure you understand the big idea so you can pass it on to your group. Gather all necessary materials for today's activities and understand day five's activities specified in this handbook. Meet and pray with other caravan leaders (teachers) and expedition corps (volunteers) before getting started. Have fun!

BIG IDEA

God alone can deliver us: All the kings in Northern Canaan ganged up against Israel, a very small army. However, God gave all of them into the hands of Joshua who completely destroyed them. The children should learn that it is only God who can deliver them from their enemies or dangerous situations. Not money or power or other people.

MEMORY VERSE

"If the Lord had not been on our side when people attacked us, they would have swallowed us alive when their anger flared against us;" Psalm 124:2, 3 (NIV)

REQUIREMENTS

- Bible
- A rope or any cord appropriate for a tug of war game.
- A number of adult volunteers.

PREPARATION

- Prepare and test the rope to be used for the tug of war
- Talk to a team of volunteers in advance on what is expected of them once the game starts. Warn them not to give any clues the children.

ACTIVITIES: TUGS OF WAR

Option 1: Use of Cord.

Say: Today we are learning that only God can help us. By nature we are very weak. We cannot stand up against many huge and strong people. However, God says in His word (*Open the Bible to Isaiah 41.10 and paraphrase*) in Isaiah 41:10 that we should not fear, for He is with us; we should not be dismayed, for He is our God. He will strengthen us and help us; He will uphold us with His righteous right hand.

Divide the children into two teams. One team should be obviously weaker than the others (e.g. composed of relatively younger children, or only girls.)

Say: We are going to play a tug of war. We have two teams (*Expect complaints of uneven distribution and unfairness*)

Address the complaints by encouraging the weaker team to believe that they will win; to believe that the game does not depend on their strength but faith in God. (*Of course, expect doubt.*)

Start off the tug-of-war. Just as the stronger team starts to pull over the weaker team, have the teams of adults join both teams to participate in the game, however, arrange beforehand with the adults joining the stronger side not to apply any force so as to enable the weaker team to win.

Repeat several times with the same results.

Option 2: Use of hands (*We wish to take in one of you chorus*)

Say: Today we are learning that only God can help us. By nature we are very weak. We cannot stand up against many huge and strong people. However, God says in His word (*Open the Bible to Isaiah 41.10 and paraphrase*) in Isaiah 41:10 that we should not fear, for He is with us; we should not be dismayed, for He is our God. He will strengthen us and help us; He will uphold us with His righteous right hand.

Divide the children into two teams. One team should be obviously weaker than the others (e.g. composed of relatively younger children, or only girls.)

Say: We are going to play a tug of war. We have two teams (*Expect complaints of uneven distribution and unfairness*)

Address the complaints by encouraging the weaker team to believe that they will win; to believe that the game does not depend on their strength but faith in God. (*Of course, expect doubt.*)

Teach the children the Tug of war chorus (*We wish take in one of you*):

Group 1:

*We wish to take in one of you One of you One of you
We wish to take in one of you ---- from the beautiful city.*

Group 2:

*Who would you want to take from us ---- take from us ---- take from us
Who would you want to take from us from the beautiful city!*

Group 1:

*We wish to take in Rosemary Rosemary Rosemary
We wish to take in Rosemary ---- from the beautiful city!*

Notes:

1. Replace the name Rosemary with any of the children's name in group 2
2. The tune for the song is very common in E. Africa even though the lyrics may vary slightly.
3. The music track is included in the CD for this CHILDREN MINISTRIES CAMP MEETING kit

Let the teams face each other with a diving line in between. (You can use a rope to create the dividing line)

Say: We are going to play this chorus.

After the chorus, *Rosemary* steps forward as Group 1 also chooses somebody to lock hands with her with both their right feet touching but not over-stepping the dividing line. Upon your signal, they start pulling each other over as the rest of the team joins in to help their person from being pulled over.

Just as the stronger team starts to pull over the weaker team, have the teams of adults join both teams to participate in the game, however, arrange beforehand with the adults joining the stronger side not to apply any force so as to enable the weaker team to win.

Repeat several times with the same results.

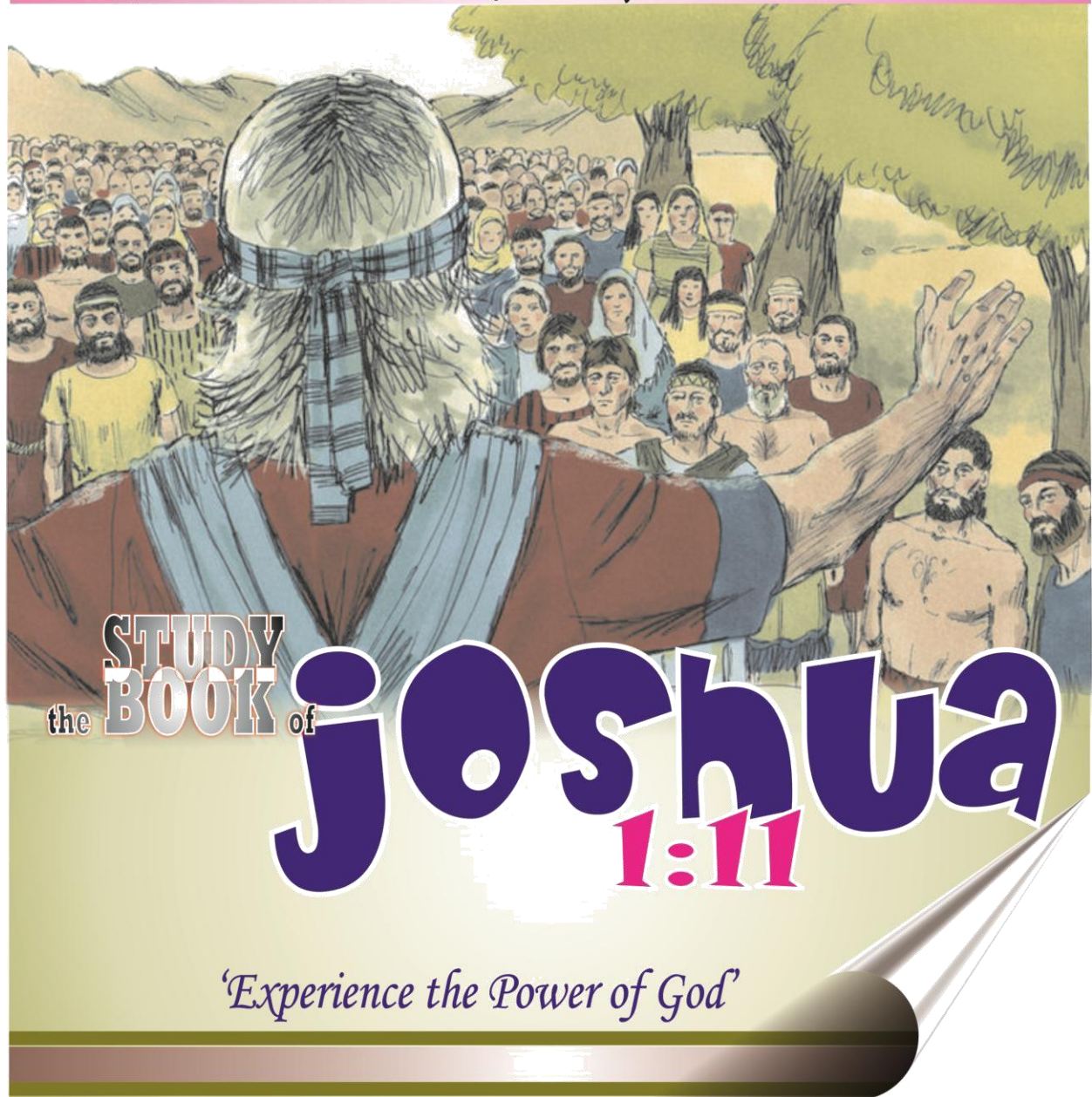
Say: How did you feel winning/Losing? (*Happy, surprised, unfair, etc*) How did you feel before the game (*confident, unsure, etc.*) That is how God deals with us. We are weak, but He is strong. Only He can deliver us from every situation. Remember, the Lord says in Isaiah 41:10 that we should not fear, for He is with us; we should not be dismayed for He is our God. He will strengthen us and help us; He will uphold us with His righteous right hand.

Invite Response: How many would like to have Jesus with them in every situation, because it is only Him who can deliver us?

Offer Final prayer: Ask God to help the children realized that they need God all the time in their lives because it is only God who can deliver them from every difficult situation.

'Expedition Promised Land'

am on the Train to Heaven



STUDY
the BOOK of

joshua

1:11

'Experience the Power of God'